



National
Defence

Défense
nationale

A-CR-CCP-911/PW-001



Canadian Cadet Organizations

Pipe Band – Bagpipe Reference Manual



Chapter 2

Bagpipe – Level Two

Chapter 2 – Table of Contents

Description	Tempo (BPM)	Page
Section 1 Technique Exercises		
High A Grace Note		2-1-1
Strikes		2-1-2
High A Throw		2-1-5
High G Throw		2-1-6
D Throw		2-1-7
The Birl		2-1-8
Low G Doubling		2-1-10
Low A Doubling		2-1-11
B Doubling		2-1-12
C Doubling		2-1-13
D Doubling		2-1-14
E Doubling		2-1-15
F Doubling		2-1-16
Section 2 Repertoire		
Mairi's Wedding – Elementary	96	2-2-1
The Green Hills of Tyrol – Elementary	96	2-2-2
When the Battle's O'er – Elementary	96	2-2-3
Scotland the Brave – Elementary	96	2-2-4
The Blue Bells of Scotland – Elementary	96	2-2-5
The Nut Brown Maiden – Elementary	96	2-2-6
Will Ye No Come Back Again – Elementary	96	2-2-7
The Quaker's Wife – Elementary	96	2-2-8
The Steamboat – Elementary	96	2-2-9
The Fairy Lullaby – Elementary	48	2-2-10
The Skye Boat Song – Elementary	48	2-2-11
Going Home – Elementary	48	2-2-12
Amazing Grace – Elementary	48	2-2-13
Advance (Scotland the Brave) – Elementary	96	2-2-14
General Salute (The Maple Leaf Forever) – Elementary	96	2-2-14



C
H
A
P
T
E
R

2



Section 1

Technique Exercises



High A Grace Note

1

2

3

The High A Grace Note – Written vs. Played

Written Played

2-1-1

Strikes

7 C Strike



8



The C Strike – Written vs. Played



Written

Played

9 D Strike (Closed)



10



The D Strike – Written vs. Played

The D Strike – Played Open



Written

Played

The D Strike – Played Closed



Written

Played



High G Throw



The High G Throw – Written vs. Played



Written

Played



D Throw



The D Throw – Written vs. Played



Written

Played

The Birl



The Birl (from Low A) – Written vs. Played



Written

Played

Due to the nature of the birl, there are three ways in which it can be played:

- the PUSH–PULL,
- the TAP–PULL, and
- the TAP–TAP.

PUSH and PULL both refer to a sliding motion of the pinky across the low A hole and TAP refers to a strike-like tapping of the low A hole. All three methods produce a similar result; however, the PUSH–PULL method is the most common and easiest to master.



The Birl

37



The Birl (from notes other than Low A) – Written vs. Played



Written

Played

38



The High G Grace Note Birl – Written vs. Played



Written

Played

Low A Doubling

45

D Doubling

63

64

65

66

67

68

The D Doubling – Written vs. Played

The D Doubling		The D Doubling from High G	
Written	Played	Written	Played

E Doubling

69

70

71

72

73

74

The E Doubling – Written vs. Played

The E Doubling

Written

Played

The E Doubling from High G

Written

Played

C
H
A
P
T
E
R

2



Section 2

Repertoire




Mairi's Wedding

March
Elementary

Arr: Maj A.M. Cairns MMM CD

The image displays a musical score for the march 'Mairi's Wedding'. It consists of five staves of music, all written in treble clef and 2/4 time. The first staff begins with a repeat sign. The second and third staves continue the melody. The fourth staff is marked with a '1' above the first measure, indicating the first ending. The fifth staff is marked with a '2' above the first measure, indicating the second ending. The music is composed of eighth and quarter notes, with a simple, rhythmic pattern.

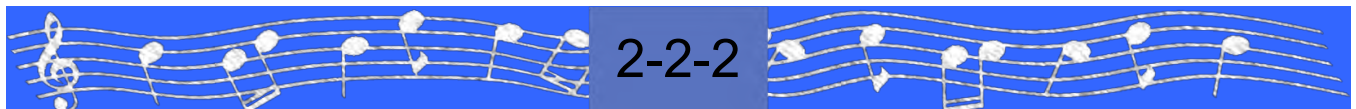


The Green Hills of Tyrol

Retreat March
Elementary

Arr: Maj A.M. Cairns MMM CD

The image displays a musical score for the piece 'The Green Hills of Tyrol'. It consists of four staves of music, all written in treble clef. The time signature is 3/4. The first staff begins with a repeat sign. The music is composed of eighth and sixteenth notes, with some rests. The second staff ends with a double bar line and repeat dots. The third and fourth staves continue the melody with similar rhythmic patterns and note values.



When The Battle's O'er

Retreat March
Elementary

Arr: Maj A.M. Cairns MMM CD

The image displays a musical score for the piece 'When The Battle's O'er'. It consists of four staves of music, all written in treble clef. The first staff begins with a 3/4 time signature and a repeat sign. The music is composed of eighth and quarter notes, with some rests. The melody is simple and repetitive, characteristic of a march. The score ends with a double bar line and repeat dots.

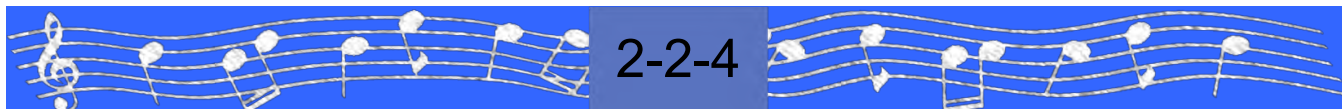
A decorative footer at the bottom of the page features a blue background with white musical notation on a staff. The notation includes a treble clef, a series of notes, and rests. In the center of this footer is a grey rectangular box containing the text '2-2-3' in white.

Scotland The Brave

March
Elementary

Arr: Maj A.M. Cairns MMM CD

The image displays a musical score for the march 'Scotland The Brave'. It consists of four staves of music, each beginning with a treble clef and a 4/4 time signature. The music is written in a simple, rhythmic style suitable for elementary school students. The first staff starts with a double bar line and a repeat sign. The melody is composed of eighth and quarter notes, with some rests. The second and third staves continue the melody, and the fourth staff concludes the piece with a final double bar line.

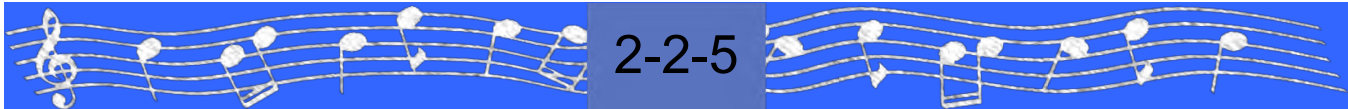


The Blue Bells of Scotland

March
Elementary

Arr: Maj A.M. Cairns MMM CD

The musical score consists of three staves of music in 4/4 time. The first staff begins with a treble clef, a key signature of one flat (B-flat), and a 4/4 time signature. The music is written in a simple, rhythmic style suitable for elementary students. The second and third staves continue the melody with similar notation. The score includes various note values such as quarter notes, eighth notes, and sixteenth notes, along with rests and bar lines.

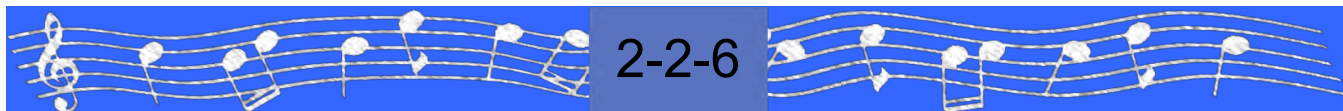


The Nut Brown Maiden

March
Elementary

Arr: Maj A.M. Cairns MMM CD

The musical score consists of four staves of music in 4/4 time. The first staff begins with a treble clef, a key signature of one sharp (F#), and a repeat sign. The melody is composed of eighth and quarter notes, with some notes beamed together. The second staff continues the melody with similar rhythmic patterns and includes a fermata over a note. The third staff also continues the melody, featuring a repeat sign at the beginning. The fourth staff concludes the piece with a final cadence and a repeat sign.

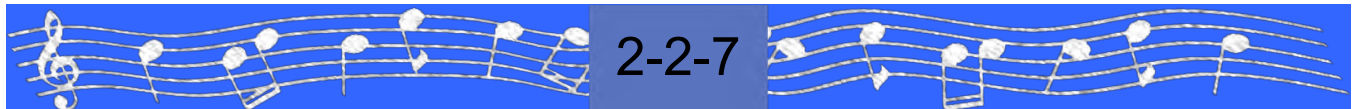


Will Ye No Come Back Again

March
Elementary

Arr: Maj A.M. Cairns MMM CD

The image displays a musical score for the march 'Will Ye No Come Back Again'. It consists of four staves of music, all written in treble clef with a 4/4 time signature. The notation includes various note values such as quarter, eighth, and sixteenth notes, as well as rests, slurs, and repeat signs. The music is presented in a clean, black-and-white format on a white background.

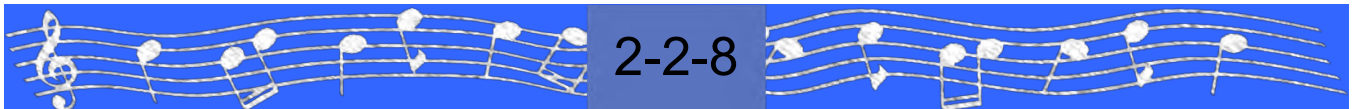


The Quaker's Wife

March
Elementary

Arr: Maj A.M. Cairns MMM CD

The image displays a musical score for the march 'The Quaker's Wife'. It consists of four staves of music, all written in treble clef. The first staff begins with a treble clef, a 6/8 time signature, and a repeat sign. The music is composed of eighth and sixteenth notes, with some rests. The second and fourth staves end with double bar lines and repeat signs. The third staff also ends with a double bar line and repeat sign. The overall melody is simple and rhythmic, suitable for elementary-level students.



The Steamboat

March
Elementary

Arr: Capt V. Steeves CD

The musical score for 'The Steamboat' is presented in four staves of music. The first staff begins with a treble clef, a 6/8 time signature, and a repeat sign. The melody consists of eighth and sixteenth notes, with some notes beamed together. The second staff continues the melody. The third and fourth staves provide a rhythmic accompaniment, primarily using eighth notes and rests. The piece concludes with a double bar line and repeat dots.

The Fairy Lullaby

Slow March
Elementary

Arr: Maj A.M. Cairns MMM CD

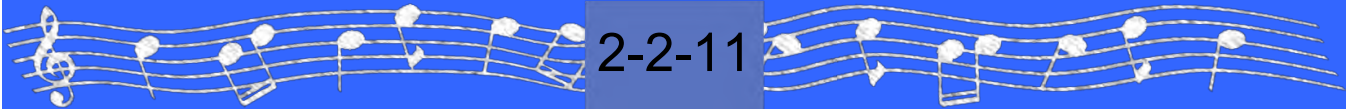


The Skye Boat Song

Slow March
Elementary

Arr: Maj A.M. Cairns MMM CD

The image shows a musical score for 'The Skye Boat Song' in 6/8 time. It consists of two staves of music. The first staff begins with a treble clef, a key signature of one flat (B-flat), and a 6/8 time signature. The melody is written in a simple, accessible style suitable for elementary school students. The second staff continues the melody. The music is presented in a clean, black-and-white format.



Going Home

Slow March
Elementary

Arr: Major A.M. Cairns MMM CD

The musical score consists of six staves of music. The first staff begins with a treble clef, a 6/8 time signature, and a double bar line. The music is written in a simple, melodic style with eighth and quarter notes, and some rests. The piece concludes with a double bar line and repeat dots.

Amazing Grace

Hymn
Elementary

Arr: Maj A.M. Cairns MMM CD

The image displays a musical score for the hymn "Amazing Grace" in 3/4 time. The score is arranged in four staves, each beginning with a treble clef and a repeat sign. The melody is written in a simple, accessible style suitable for elementary-level students. The first staff contains the first four measures, the second staff contains the next four measures, the third staff contains the next four measures, and the fourth staff contains the final four measures, including a first ending (marked '1') and a second ending (marked '2') that concludes the piece with a double bar line and repeat dots.

